

A Strong Process for a Weak Policy?

An Analysis of Stakeholder Participation Processes in French Local Climate Plans

3-234-13



GASPARD, A., MOUTERDE, F., LACOUETTE-
FOUGERE, C., ABRAHAM, C., GOURGUES, G.

Context

- French Local Climate Plans
- Public participation in sustainable development policies
- Participation as *“moments of exchange that are characterised by the pluralism of participants and that seek to find convergences between them”* (Bouni et alii 2011 : 8)

Objectives

- To what extent did the participation processes improve the Plans?
- What impacts did they have on the environment?

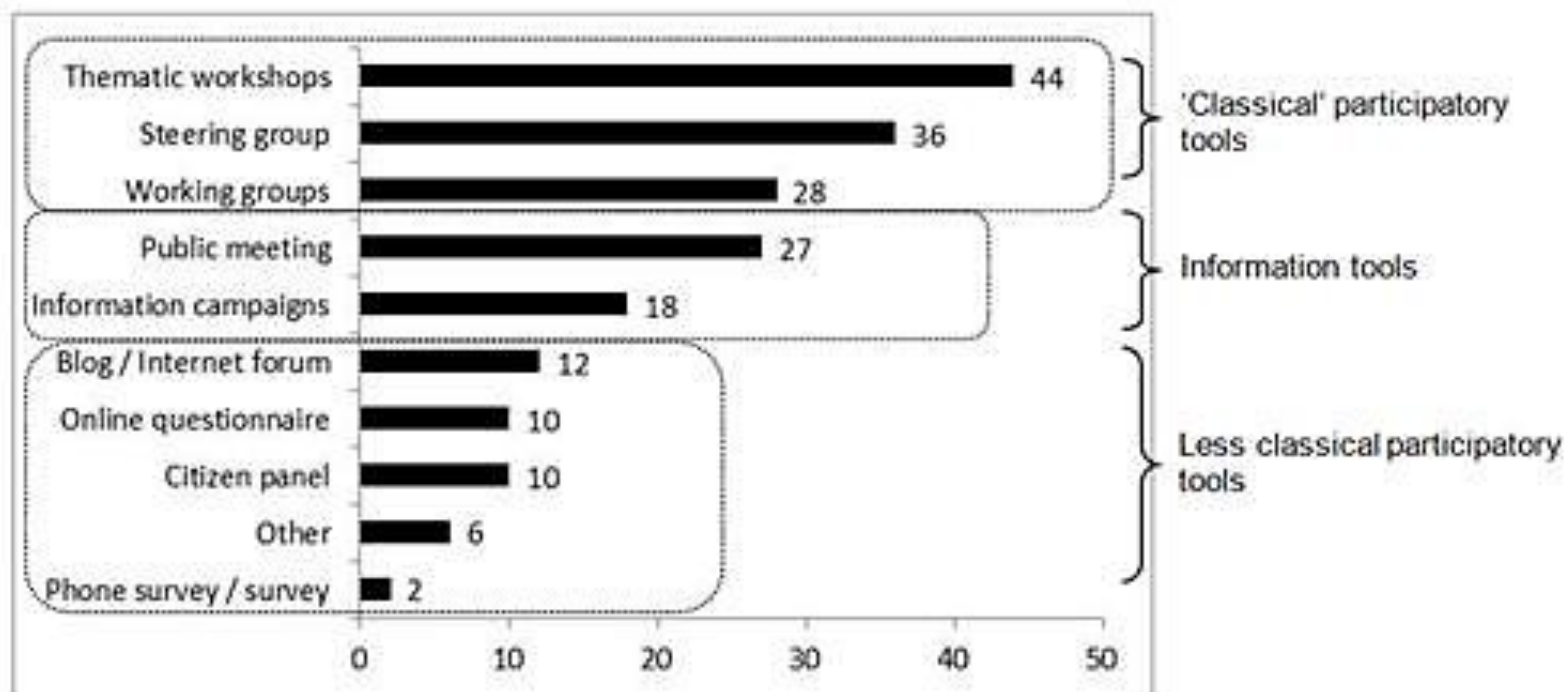
Methodology

- Literature review and exploratory case studies
- Building a logical framework
- Survey of local authorities
- In-depth case studies

Results (1/5):

Overview of Participatory Processes

- Participation has become the norm for the elaboration of Local Climate Plans



*Figure 2. Participatory tools used for the design of the French Local Climate Plans (Base: 55 respondents)
Source: Planète Publique, 2012*

Results (2/5):

Sketching the Environmental Impacts of Participation

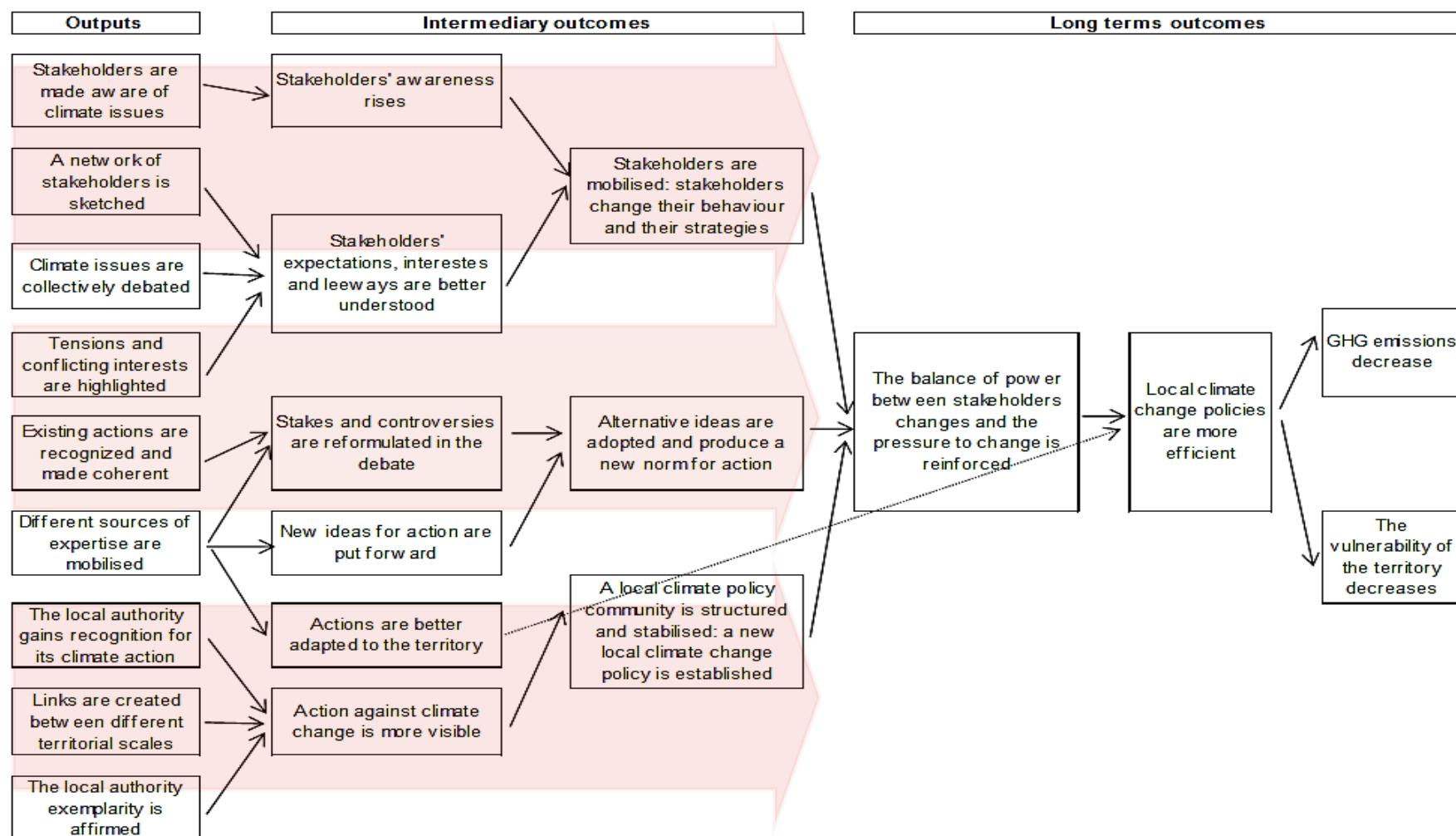


Figure 1. Public Participation Log Frame Source: Planète Publique, 2012

Results (3/5):

To what Extent did Participatory Processes Manage to Build Acceptance for Change?

Table 1. Participation Managed to...

Stakeholder group	Political stakeholders	Institutional stakeholders	Socio-economic stakeholders	Representation of special interests	Civil society
Original level of awareness about climate change issues	Weak	Strong	Weak	Weak	Average
... raise stakeholder's awareness about climate change	↗↗	↗	↗	↗	↗ / 0
... make stakeholders implement climate related actions	↗	↗/0	↗/0	↗/0	0
... change stakeholders discourse	0	0	0	0	0
... change stakeholders strategy	0	0	0	0	0

0	No effect	↗	Positive effect	↗↗	Strong positive effect
---	-----------	---	-----------------	----	------------------------

Source: Planète Publique, 2012

Results (4/5):

To what Extent did Participatory Processes Manage to Reveal Technical and Political Alternatives?

Table 2. Level of Information and Ideas Brought by Different Stakeholders Groups

Stakeholder group	Political stakeholders	Institutional stakeholders	Socio-economic stakeholders	Representation of special interests (Unions, chamber of commerce...)	Civil society (including both associations and 'ordinary' citizens)
Brought information	+++ Information on ongoing actions	+++ Information on ongoing actions, and during the diagnosis	+++ Information on ongoing actions	++ Information on ongoing actions	++ Information on ongoing actions
Brought new ideas	++ Ideas for the action plan	++ Ideas for the action plan	+++ Ideas for the action plan	+ Ideas for the action plan	++ Ideas for the action plan
Their ideas were integrated	++	++	++	++	++

+++	All the time	++	Very often	+	Rather often
-	Rather rarely	--	Rarely	---	Never

Source : Planète Publique, 2012

Results (5/5):

To what Extent did Participatory Processes Manage to Establish a New Local Climate Change Policy

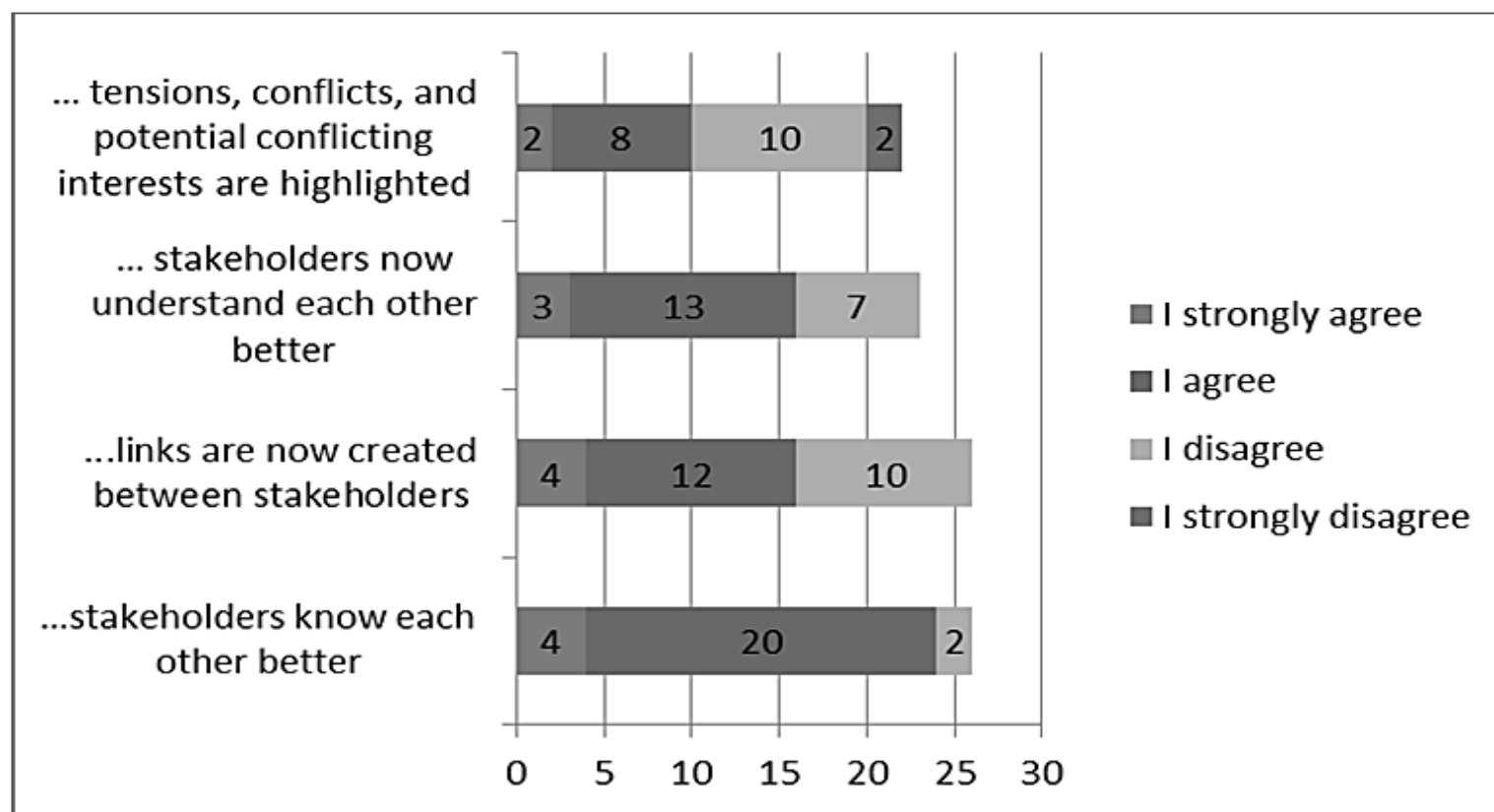


Figure 4. Would you say that, thanks to the participation process,... (Base: 26 respondents) Source: Planète Publique, 2012

Discussion

- What participation can achieve in this context... and what it cannot
- Reinforcing the participatory process or the policy?

Thank you for your attention

albane.gaspard@ademe.fr