

eceee Summer Study 2021



# Monitoring climate and energy policy implementation – How to take a step forward


Barbara Petelin Visočnik, M.Sc., Andreja Urbančič, M.Sc.,  
Matjaž Česen, Tadeja Janša  
Jožef Stefan Institute, Energy Efficiency Centre

Digital event; 7. – 11. June 2021

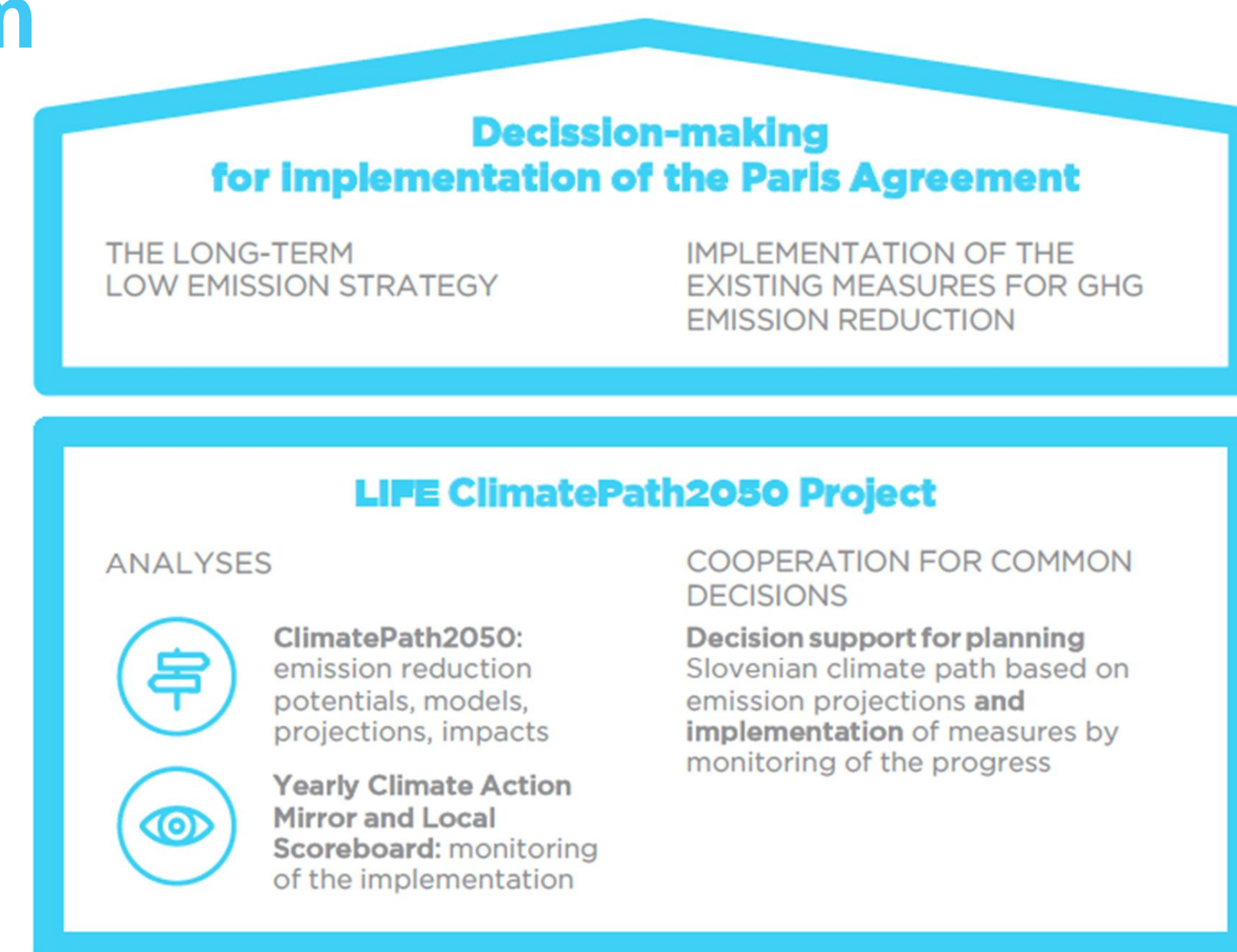
Projekt LIFE Climate  
je financiran iz  
upravlja Evropska  
spremembe M



# Climate Action Mirror



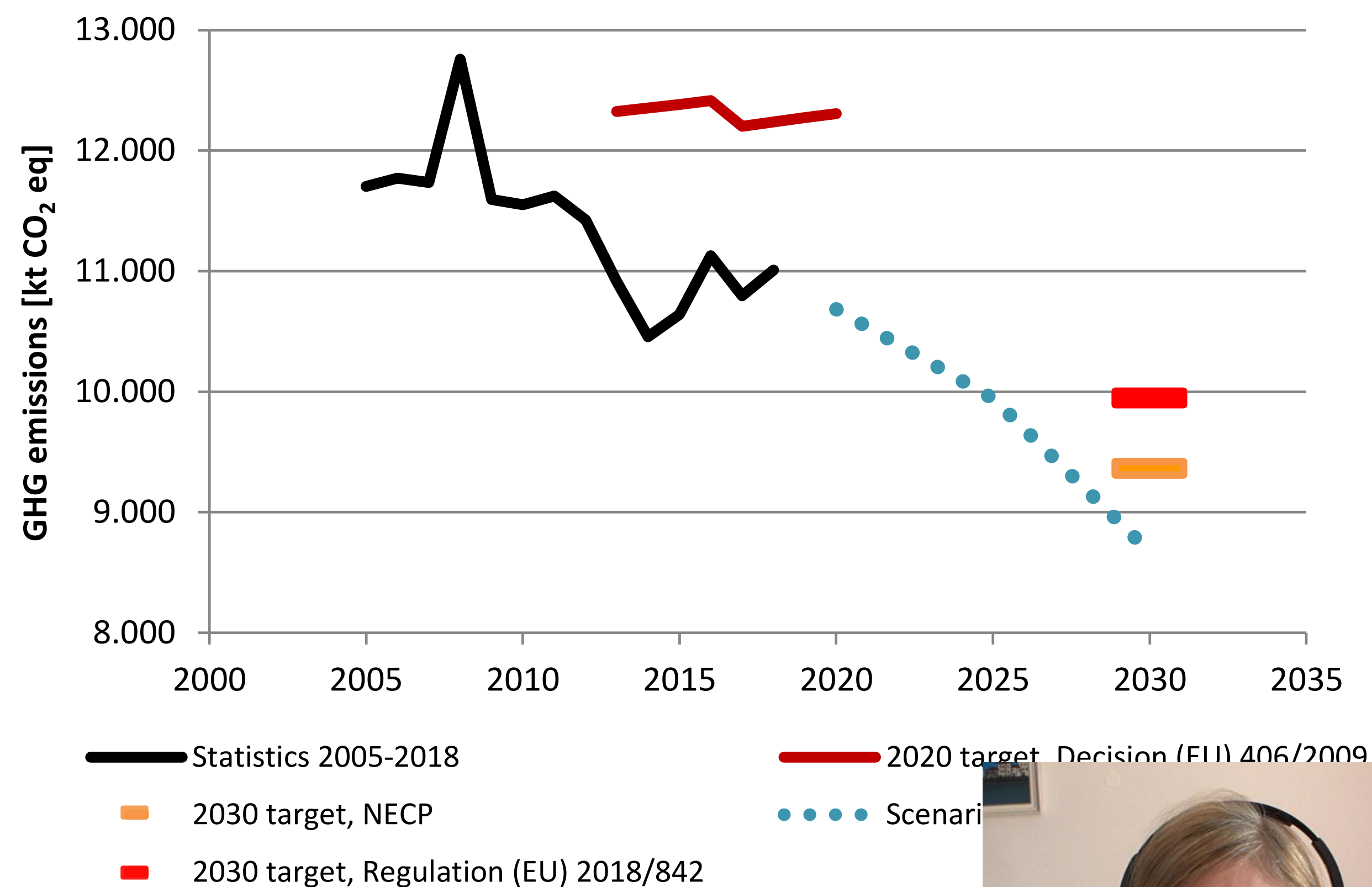
- **Integrated national climate action monitoring system** for monitoring implementation of the climate mitigation measures
- Main objectives of the system are to:
  - ensure **coherent, transparent, and high-quality information**
  - **improve access to the information** to be used in decision-making
  - implement a **PDCA ('plan–do–check–act') cycle for short-term corrective actions**
  - provide specific **guidelines for mid- and long-term planning**
  - **reduce the administrative burden**
- Developed in 3 annual cycles; 30 parts available online (<https://www.podnebnapot2050.si/rezultati-slovenije/letno-podnebno-ogledalo/>); 2020 edition with 11 parts (a summary report for decision-making, an assessment of target achievement, 5 sectoral parts, 3 measures in focus, GHG emissions in the EU-ETS sector)
- Prepared within the **LIFE ClimatePath2050** project (<https://www.podnebnapot2050.si/>)





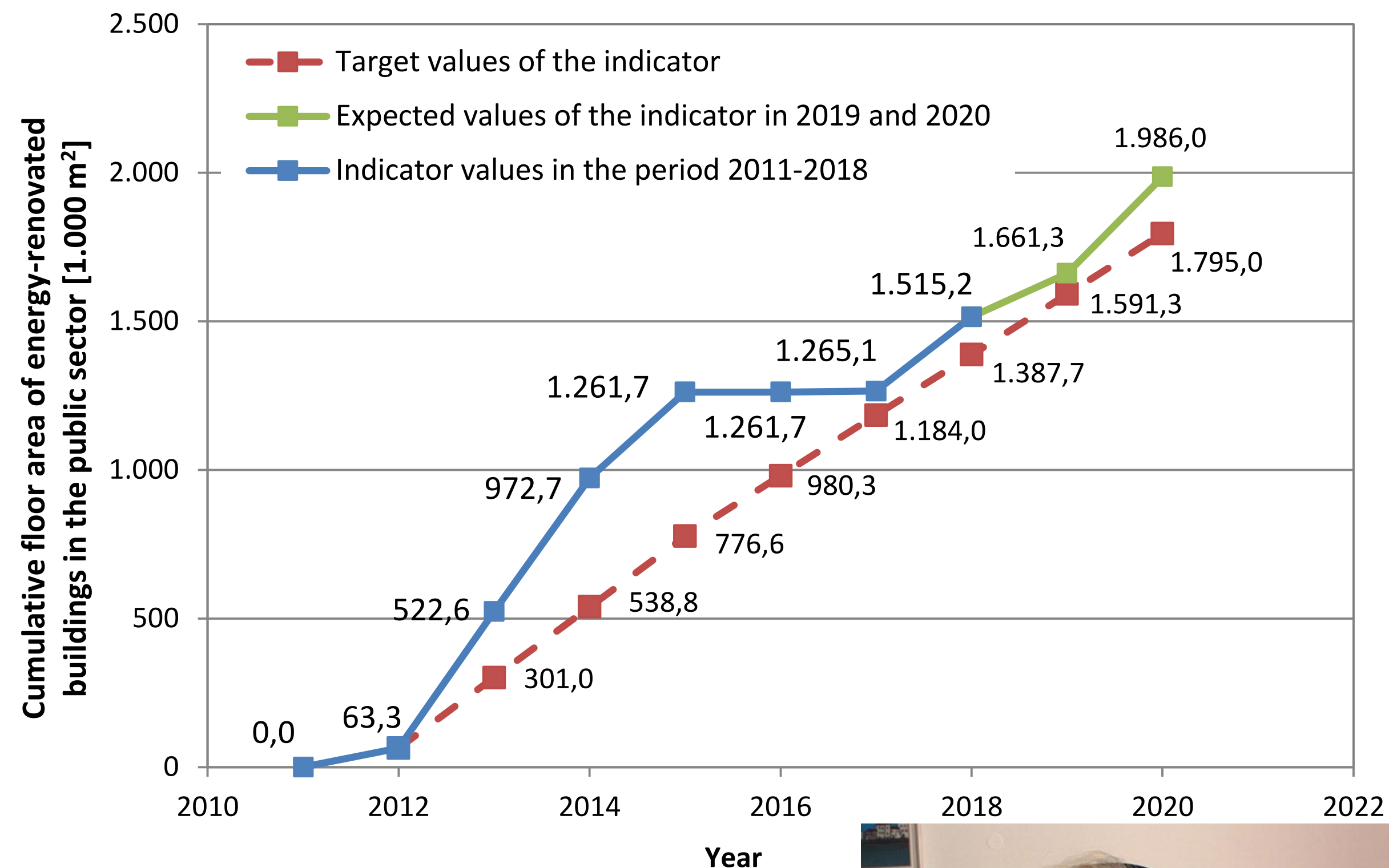
# Evaluation of compliance with targets

- Main indicators
  - Annual **GHG Emissions** According to Decision No. 406/2009/ES
  - **Primary Energy Consumption** by Fuel (Final Energy Consumption by Sector)
  - The **Share of Renewables** in Final Energy Consumption
- Information on progress towards targets in **one place**
- **Climate-related monitoring and reporting** regarding the decarbonization and energy efficiency dimensions of the Slovenian NECP in **one system**



# Sectoral progress tracking indicators

- The aim of indicators is to:
  - indicate the **stronger and weaker points** of climate actions
  - support the design of **short-term corrective actions**
  - provide specific guidelines for **mid- and long-term planning**
- **29** sectoral progress tracking indicators (green growth (5), buildings (7), transport (4), agriculture (5), industry (3), waste (1), LULUCF (4) + EU-ETS (4))
- All indicators are available **online**
  - Slovene:  
<http://kazalci.arso.gov.si/sl/themes/climate-mirror>
  - **English:**  
<http://kazalci.arso.gov.si/en/themes/climate-mirror>





# An example of a summary of sectoral indicators

No.	Indicator	Unit	Year observed	State	Annual target	2020 target	Indicative annual target achievement	Impact on mid-term emissions	Assessment of the impact on mid-term emissions – Explanation
<b>Transport</b>									
PO02	CO <sub>2</sub> emissions of new personal vehicles	gCO <sub>2</sub> /km	2018	120	113	101	☹️		In 2016 and 2017, the trend of a reduction in the specific emissions of new vehicles stopped, and in 2018 such emissions even slightly increased, so that achievement of the 2020 target is questionable.
	and of all personal vehicles	gCO <sub>2</sub> /km	2018	178	160	152	☹️		The average emissions of all vehicles decreased significantly in 2017 and then again increased in 2018. Here, too, achievement of the target is on a critical path, and the implementation of measures in this field will need to be strengthened.
PO03	Share of RES in transport	%	2018	5.5	8.3	10.0	☹️		The indicator improved for the second year in a row, but still lags behind the annual target.
PO04	Passenger-kilometres in public passenger transport	Million pkm	2018	1,514	1,946	2,092	☹️		In 2018, the total number of passenger kilometres in public passenger transport decreased, thus interrupting the multi-year growth trend. Achievement of the target is on a critical path; it will be necessary to strengthen the implementation of measures in this field. The year 2020 will not be representative; the target will not be achieved due to the changed circumstances during the coronavirus pandemic.
PO05	Sustainable freight transport (share of rail transport in total transport volume)	%	2018	25	25	26	😊		The share of rail transport in total freight transport with at least one point in Slovenia continues to stay above the indicator projected values; however, in 2018 it fell below the 2020 indicative target.

- Indicator (no. / name / unit)
- Year observed
- State
- Annual / 2020 target
- Indicative annual target achievement / Impact on mid-term emissions
- Assessment of the impact on mid-term emissions - explanation





PRENOVA STAVB KULTURNE DEDIŠČINE IN DRUGIH POSEBNIH SKUPIN STAVB	
<b>SPLOŠEN OPIS</b>	
OZNAKA INSTRUMENTA	OP TGP: NS-6 AN URE: J.6 OP EKP: prednostna os 4, prednostna naložba 4.1
UČINEK V SEKTORJU	stavbe – splošno
VPLIV NA SEKTOR ETS ALI NEETS	neETS <input checked="" type="checkbox"/> ETS <input type="checkbox"/>
TGP NA KATERE VPLIVA INSTRUMENT	ogljikov dioksid (CO <sub>2</sub> )
VRSTA INSTRUMENTA	sklop instrumentov
ODGOVORNOST ZA IZVAJANJE	Mzi DE
NA KATERE CILJE VPLIVA INSTRUMENT	zmanjšanje rabe energije <input checked="" type="checkbox"/> zmanjšanje emisij TGP <input checked="" type="checkbox"/> povečanje rabe OVE <input type="checkbox"/> drugo: <input type="checkbox"/>
KRATEK OPIS	V okviru ukrepa bodo pripravljena merila za prenovo stavbne kulturne dediščine in drugih posebnih skupin stavb. Predvidena je izvedba demonstracijskih projektov, razvoj in uvajanje primernih tehnologij, vzpostavitev sheme finančne podpore in zagotovitev finančnih sredstev za obdobje 2014–2020.
<b>PRAVNE IN STRATEŠKE PODLAGE</b>	
EU ZAKONODAJA	/
NACIONALNE PRAVNE PODLAGE	/
NACIONALNE STRATEŠKE PODLAGE	Operativni program ukrepov zmanjšanja emisij toplogrednih plinov do leta 2020 (OP TGP) Akcijski načrt za energetske učinkovitost za obdobje 2017–2020 (AN URE) Dolgoročna strategija za spodbujanje naložb energetske prenoje stavb (DSEPS) Operativni program za izvajanje evropske kohezijske politike v obdobju 2014–2020 (OP EKP)
<b>IZVAJANJE INSTRUMENTA V LETU 2018</b>	
POTEK IZVAJANJA	Instrument se še naprej izvaja samo delno. <i>Smernice za energetske prenoje stavb kulturne dediščine</i> sta Mzi in MK izdala že leta 2016, leta 2017 pa je bil potrjen pilotni projekt energetske prenoje petih stavb Ministrstva za kulturo, s skupno tlorisno površino skoraj 55.500 m <sup>2</sup> , po modelu energetskega pogodbenišva. V letu 2018 je bil objavljen javni razpis za podelitev koncesije za izvedbo tega projekta, ki je trenutno v drugi fazi konkurenčnega dialoga.  V okviru razpisov za energetske prenoje stavb javnega sektorja se za stavbe kulturne dediščine upoštevajo specifična merila za ocenjevanje, in sicer se lahko v izračunu upoštevajo tudi prihranki tistih ukrepov, ki jih zaradi varovanja kulturne dediščine ni mogoče izvesti v celoti ali delno. V skladu z <i>Dopolnitvijo DSEPS</i> so bila omenjena merila januarja 2019 v okviru prenoje  Navodil za delo posredniških organov in upravičencev pri ukrepu energetske prenoje stavb javnega sektorja še nekoliko nadgrajena.  V <i>Dopolnitvi DSEPS</i> je za stavbe kulturne dediščine predvidena tudi prilagoditev višine dodeljenih sredstev glede na zahtevnost in obseg posegov, ki zaenkrat še ni bila vzpostavljena, enako pa velja tudi za shemo finančnih podpor za projekte energetske prenoje stavb kulturne dediščine. Takšna shema bi bila zaradi velikega deleža javnih stavb, ki so v celoti ali delno spomeniško zaščitene, nujna, za njeno delovanje pa bo potrebno zagotoviti ustrezne finančne spodbude.
DOSEŽENI UČINKI	Spremljanje učinkov je predvideno samo za pilotni projekt, ki pa leta 2018 še ni bil izveden.
<b>PREDVIDENO IZVAJANJE INSTRUMENTA V OBDOBJU 2019–2020</b>	
PREDVIDENO IZVAJANJE	Predvideno je izvajanje pilotnega projekta.
PREDVIDENI UČINKI	V okviru pilotnega projekta je predvideno: • zmanjšanje rabe energije: 3,5 GWh/leto • povečanje proizvodnje energije iz OVE: 81 MWh/leto • zmanjšanje emisije CO <sub>2</sub> : 0,7 kt/leto
<b>PRIPOROČILA ZA ODLOČANJE</b>	
Za večji obseg energetske prenoje stavb kulturne dediščine in drugih posebnih skupin stavb je nujno, da Mzi DE čim hitreje vzpostavi izvajanje ukrepa v celotnem obsegu iz <i>Dopolnitve DSEPS</i> in zagotovi sofinanciranje, prilagojeno tem ciljnim skupinam (npr. tudi v ločenih razpisih oz. pozivih).	
<b>VRNI PODATKOV</b>	
• Mzi DE, Projektna pisarna za energetske prenoje • Mzi, Portal energetika, Projektna pisarna za energetske prenoje ( <a href="http://www.energetika-portal.si/nodrocia/energetika/energetska-prenova-javnih-stavb/projektna-pisarna/">http://www.energetika-portal.si/nodrocia/energetika/energetska-prenova-javnih-stavb/projektna-pisarna/</a> )	
<b>DATUM PRIPRAVE</b>	
22. marec 2019	

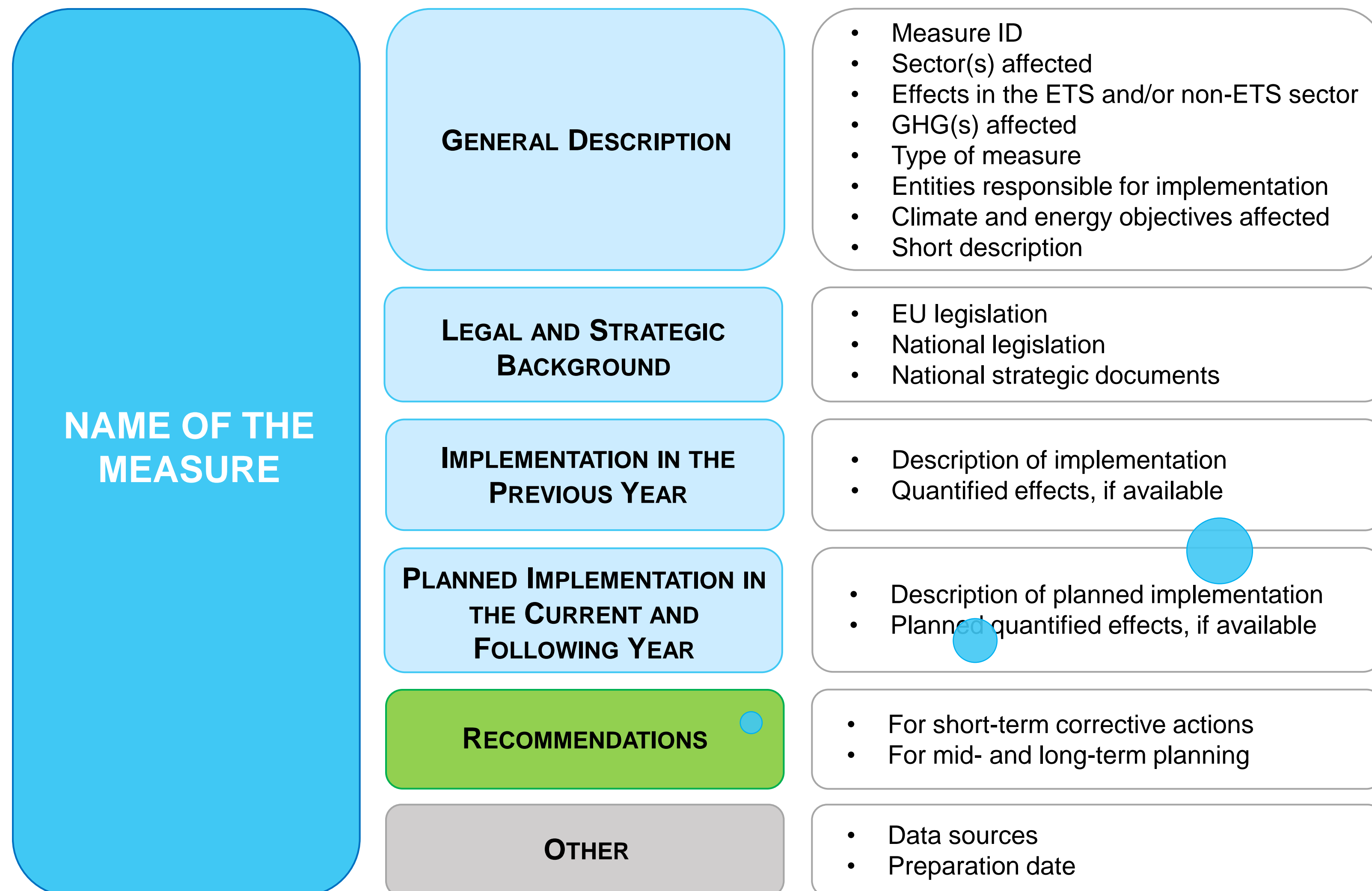
# Qualitative overviews of the implementation of measures

- Why qualitative overviews?
  - Some measures cannot be directly assigned the quantitative impacts
  - Their failure can hinder the implementation of other measures or achievement of targets
- Almost **100 climate mitigation measures** (transport, buildings, agriculture, non-ETS industry, the non-ETS energy sector, waste management, multisectoral measures, and LULUCF + EU-ETS) implemented by **14 different ministries and institutions**
- Important aspects of the qualitative overviews
  - **Revision and evaluation** of all the data and information collected by sectoral experts
  - **Inclusion and co-operation of the relevant stakeholders**
  - Preparation of **recommendations for decision-makers** → design of short-term corrective actions (PDCA cycle)





# Presentation of measures in the catalogue form


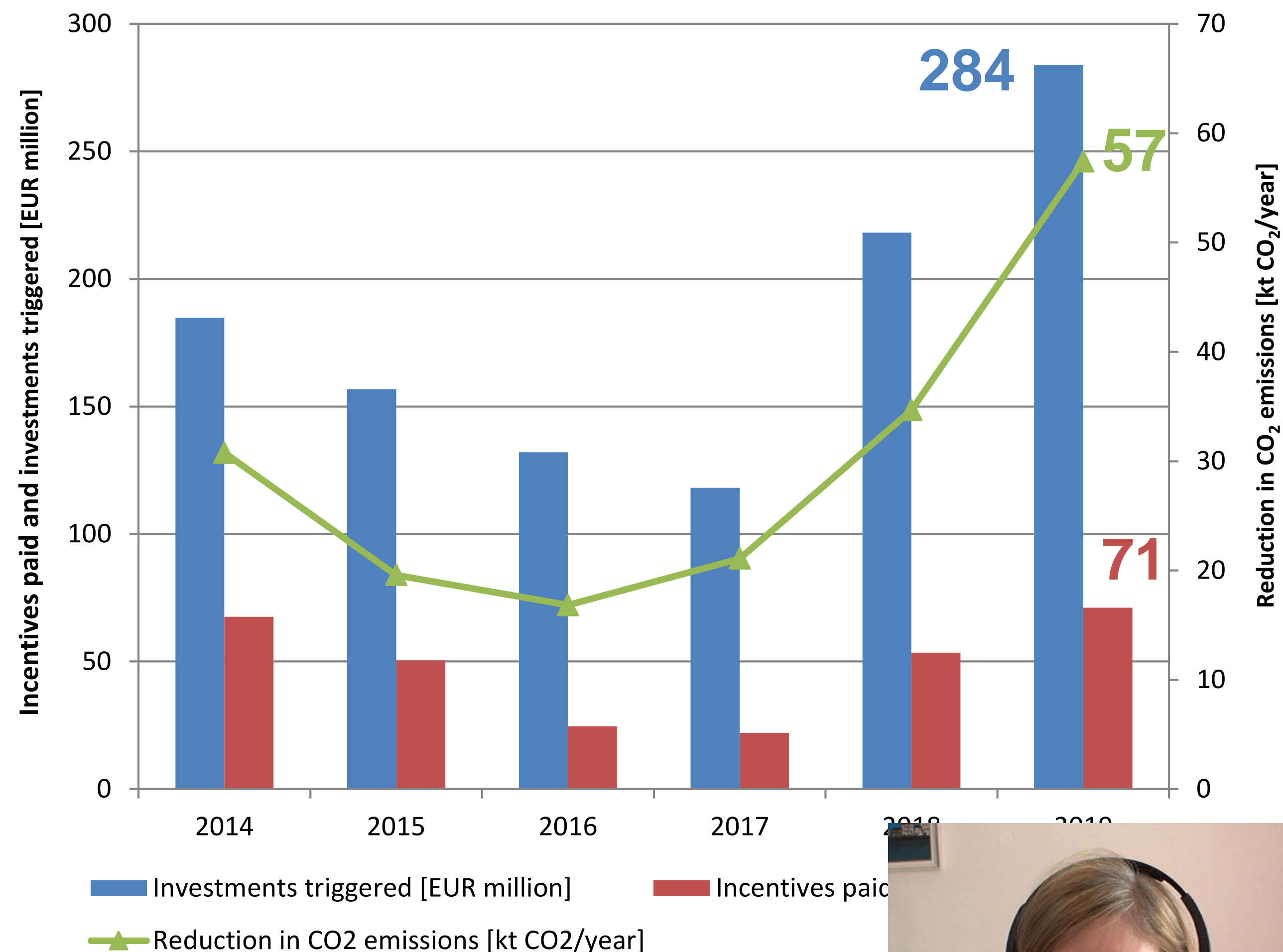


**145**  
recommendations  
for short-term  
corrective actions  
over 2 years



# Financial data

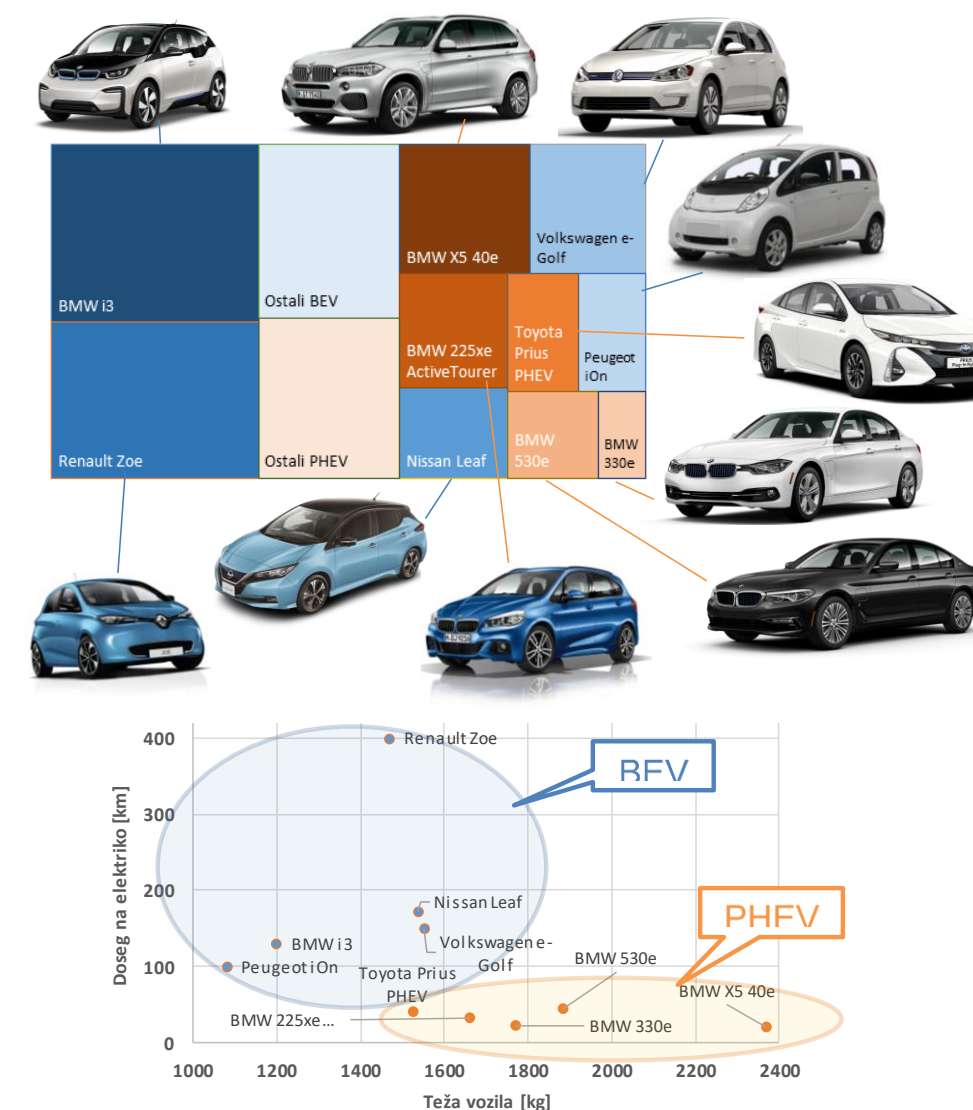
- **Overview of funds** used to finance climate mitigation measures, including the impact on GHG emissions reduction
- 3 major sources of incentives
  - **Energy efficiency contribution** in the price of energy / managed by Eco Fund
  - **Climate Change Fund**
  - **Cohesion Fund**
- Importance of **constantly available** incentives and **evenly distributed** investments
- 2019 – efficiency of incentives: **EUR 1,300 per t of CO<sub>2</sub> emissions reduction**



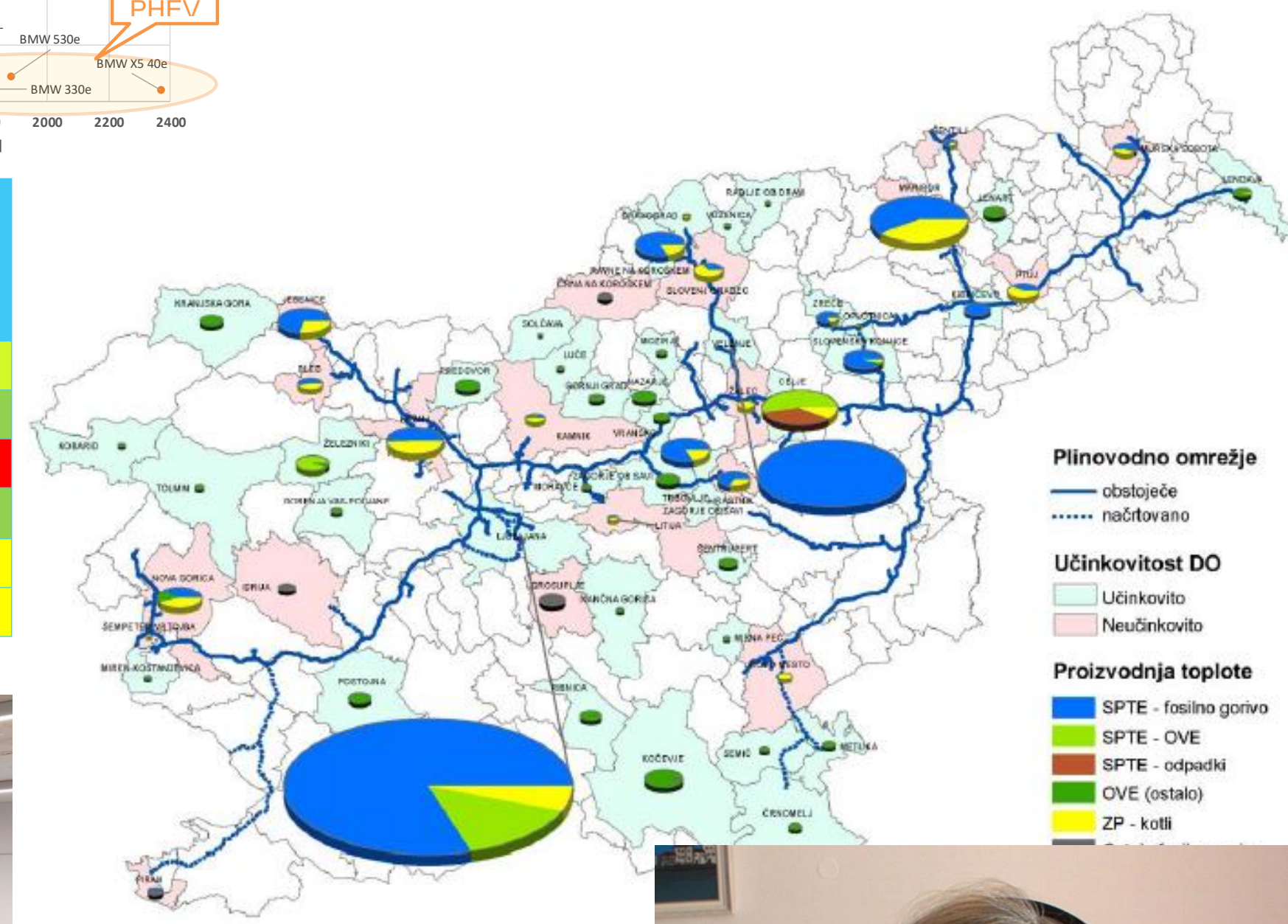


# Measures in focus

- **Detailed analysis of selected measures** due to their under-achievement in terms of expected effects and implementation dynamics
- 3 measures in each annual cycle, **9 measures** altogether
- Significant response from the general public and the press (energy poverty, electric mobility, supporting companies in the transition to a low-carbon society, green fiscal reform, the energy renovation of central government buildings)



Element vrednotenja	Projekt ZERO	Nepovratne finančne spodbude socialno šibkim občanom za zamenjavo starih kurilnih naprav na trdna goriva	Nepovratne finančne spodbude socialno šibkim etažnim lastnikom za naložbe v večjo energijsko učinkovitost starejših večstanovanjskih stavb
Relevantnost	VISOKA	SREDNJA	SREDNJA/VISOKA
Učinek	SREDNJI	NIZEK	VISOK
Efektivnost	NIZKA	NIZKA	NIZEK
Dolgoročnost učinka	NIZKA/NI PODATKA	VISOKA	VISOKA
Prilagodljivost	SREDNJA	SREDNJA	SREDNJA
Predvidljivost	NIZKA	SREDNJA	SREDNJA



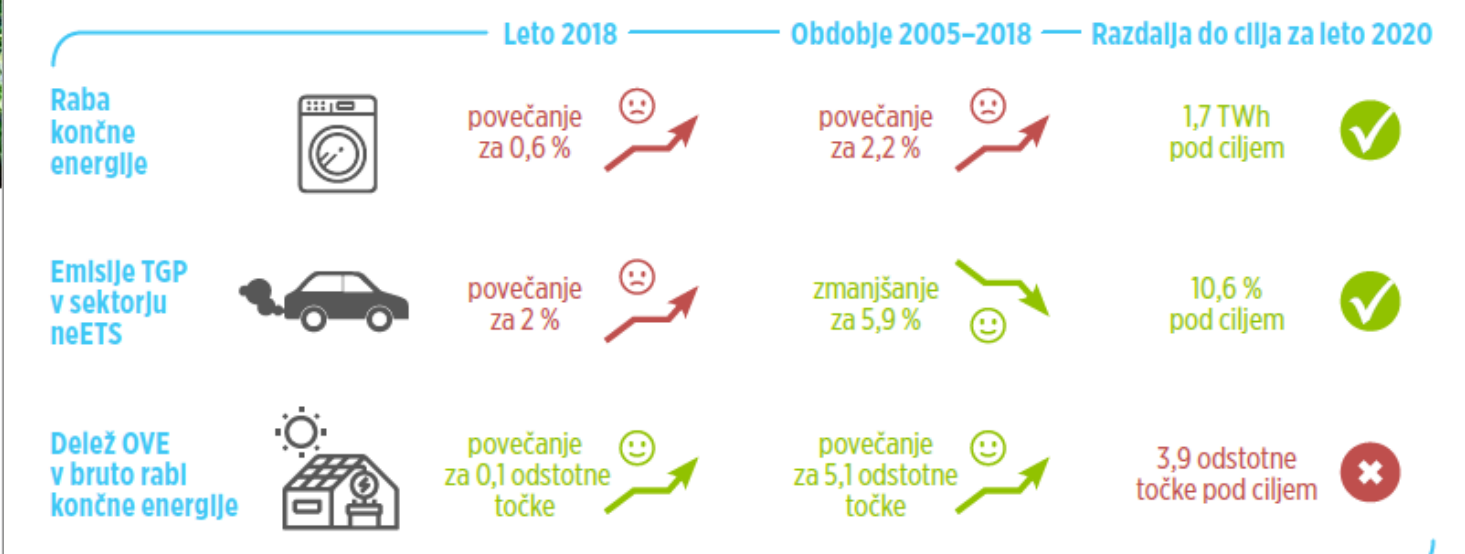
Projekt LIFE Climate je financiran iz upravlja Evropska spremembe M






# Communication with stakeholders and impacts of results

- Different events with **227 participants**
  - Preparatory workshops
  - Workshops for measures in focus
  - Climate Action Mirror presentation events
- Highlight reports for the general public
- Press releases, press conferences, the project's website...
- **110 articles** in different national and local media
- Several scientific and other papers published by the project team
- Widely used and quoted by different stakeholders for different purposes (including the official annual report on the implementation of the OP GHG)





# Conclusions



- Development of the system in **3 annual cycles in close consultation with stakeholders** and including **a wide network of experts**
- Preparation of **recommendations** for the design of short-term corrective actions, thus implementing a **PDCA ('plan-do-check-act') cycle**
- Encouraging policymakers to use available analyses and results more **to track the progress of the implementation of climate actions**
- Good basis for climate-related monitoring and reporting under the **decarbonization and energy efficiency dimensions** of the Slovenian NECP

**Active participation of stakeholders is essential to move beyond merely monitoring and reporting!**





# Thank you for your attention!

Barbara Petelin Visočnik  
[barbara.visocnik@ijs.si](mailto:barbara.visocnik@ijs.si)

